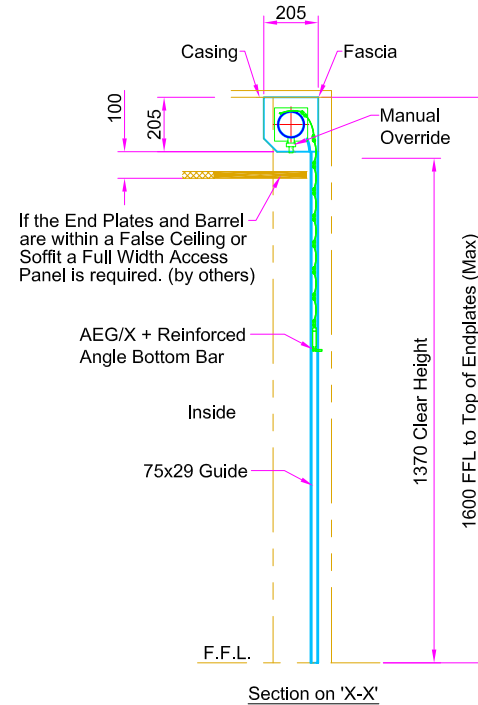
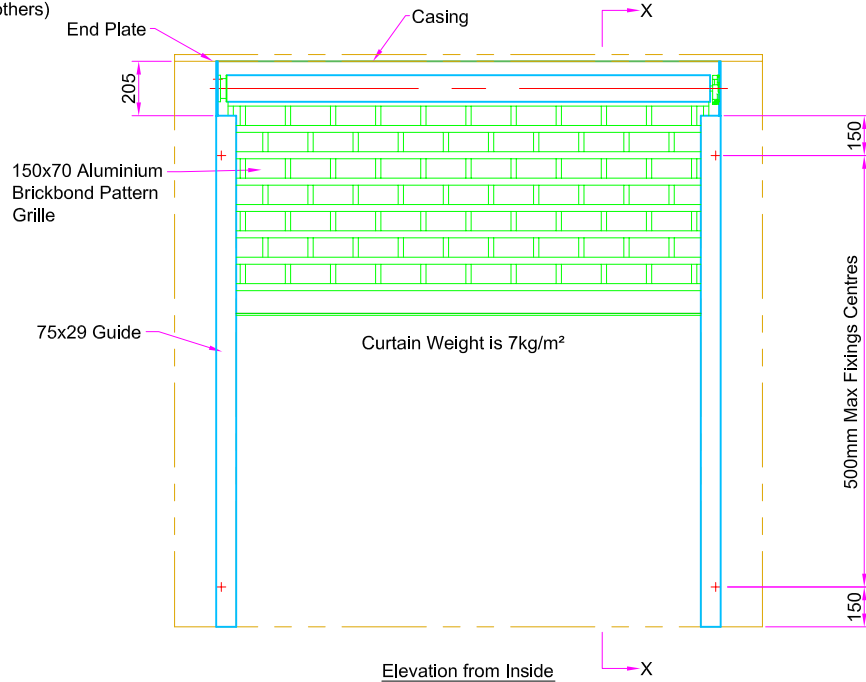


Switched Fused Spur required at High Level and within 1m of motor. (by others)

This drawing is supplied as a General Layout showing relative positions of main components and Guardian Industrial Doors Ltd accepts no responsibility for accuracy until a Site Survey has been undertaken

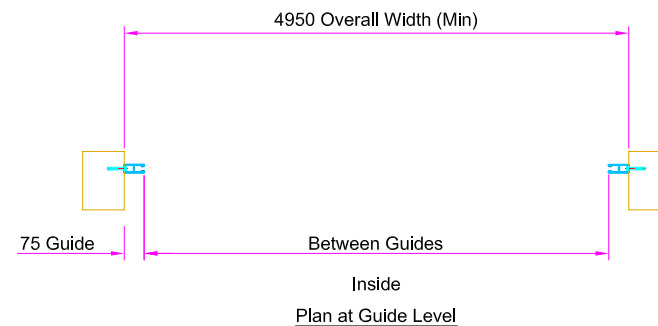
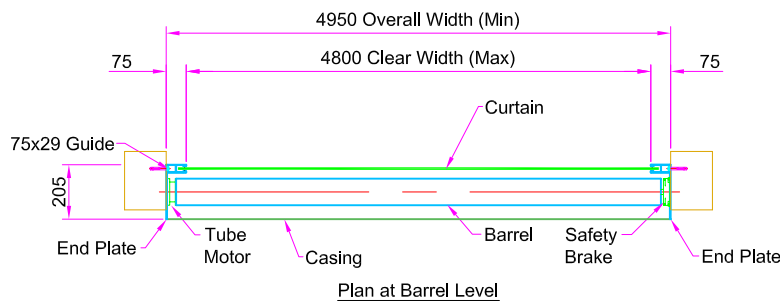


Fixing To:-	
Steel	M8/M10 Set Screws
Brick	M8/M10 Rawbolts/Sleeve Anchors
Blockwork	M8/M10 Rawbolts/Sleeve Anchors
Timber	M8/M10 Coach Screws
Concrete	M8/M10 Rawbolts

The Client is responsible for making sure that the structure is capable of withstanding the weight of the shutter and suitable fixing points are available for the End Plate and Guide support channel.

The chart below shows the weight for a shutter with a maximum structural clear opening of 4800mmW x 1370mm H

	Weights (kg)
Barrel	47
Curtain	47
End Plates	5
Guides	12
Angles/Channels	0
Motor/HCG	10
Safety Brake	5
	126



GUARDIAN
DOOR SOLUTIONS FOR ALL REQUIREMENTS

45 Progress Rd,
Leigh on Sea, SS9 5PR
Tel: +44(0)1702 512424
Fax: +44(0)1702 260117
www.guardiandoors.com

UNLESS OTHERWISE INDICATED
ALL DIMENSIONS IN MILLIMETERS
AND ALL TOLERANCES ±1.0

DRAWN	CHK'D	APP'D	DATE	SCALE
MB			11/02/09	1:20@A3

TITLE
APHRODITE 9000 TUBE MOTOR FACE FIX.
4950mm O/A W x 1600mm O/A H Max.

Drwg No:	ISSUE	DATE	APP'D
APHRODITE 9000/205			
Guardian maintains a policy of progressive design and we reserve the right to modify specifications without prior notice or alteration to this drawing			
	1	11/02/09	PN