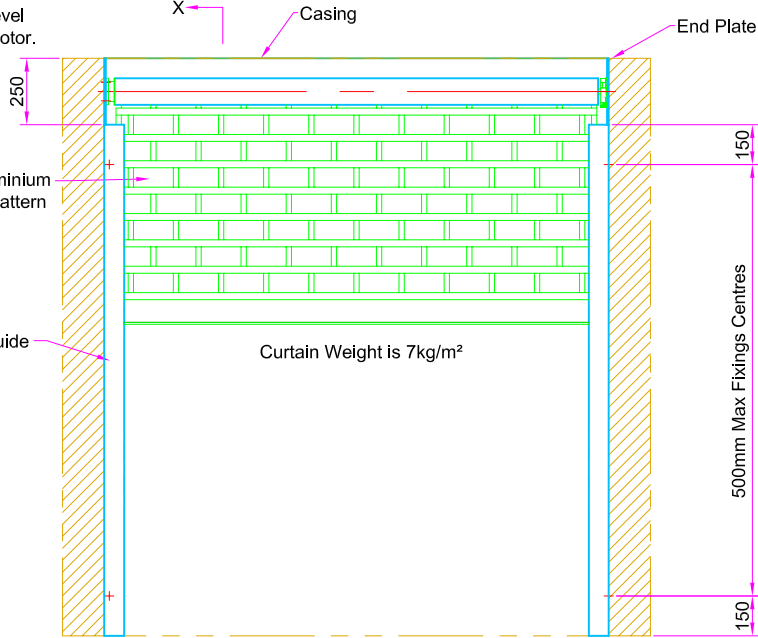
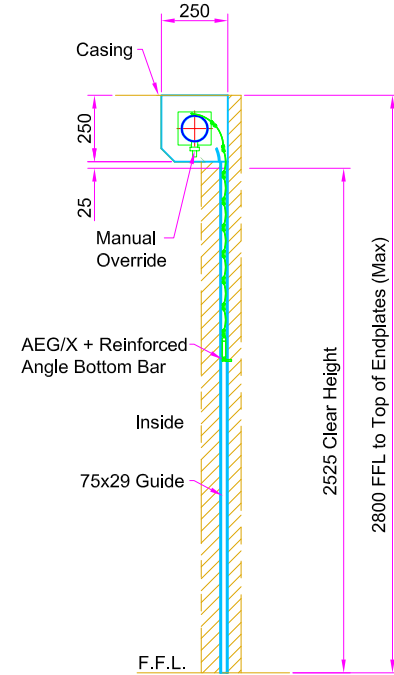


Wired Fused Spur required at High Level (required within 1m of motor, by others)



Elevation from Inside



Section on 'X-X'

This drawing is supplied as a General Layout showing relative positions of main components and Guardian Industrial Doors Ltd accepts no responsibility for accuracy until a Site Survey has been undertaken.

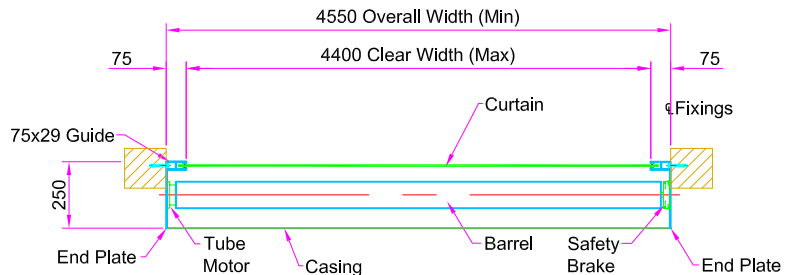
If the End Plates and Barrel are within a False Ceiling or Soffit a Full Width Access Panel is required. (by others)

Fixing To:-	
Steel	M8/M10 Set Screws
Brick	M8/M10 Rawbolts/Sleeve Anchors
Blockwork	M8/M10 Rawbolts/Sleeve Anchors
Timber	M8/M10 Coach Screws
Concrete	M8/M10 Rawbolts

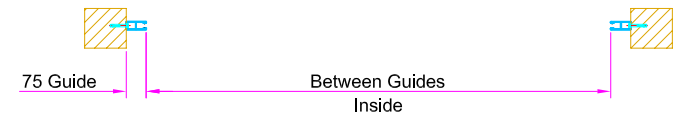
The Client is responsible for making sure that the structure is capable of withstanding the weight of the shutter and suitable fixing points are available for the End Plate and Guide support channel.

The chart below shows the weight for a shutter with a maximum structural clear opening of 4400mmW x 2525mm H

	Weights (kg)
Barrel	43
Curtain	78
End Plates	6
Guides	22
Angles/Channels	0
Motor/HCG	10
Safety Brake	5
	164



Plan at Barrel Level



Plan at Guide Level

GUARDIAN
DOOR SOLUTIONS FOR ALL REQUIREMENTS

45 Progress Rd,
Leigh on Sea, SS9 5PR
Tel: +44(0)1702 512424
Fax: +44(0)1702 260117
www.guardiandoors.com

UNLESS OTHERWISE INDICATED
ALL DIMENSIONS IN MILLIMETERS
AND ALL TOLERANCES ±1.0

DRAWN	CHK'D	APP'D	DATE	SCALE
MB			11/02/09	1:20@A3

TITLE
APHRODITE 9000 TUBE MOTOR REVEAL FIX.
4550mm O/A W x 2800mm O/A H Max.

Drwg No: APHRDITE 9000/250
Guardian maintains a policy of progressive design and we reserve the right to modify specifications without prior notice or alteration to this drawing

ISSUE	DATE	APP'D
1	11/02/09	PN