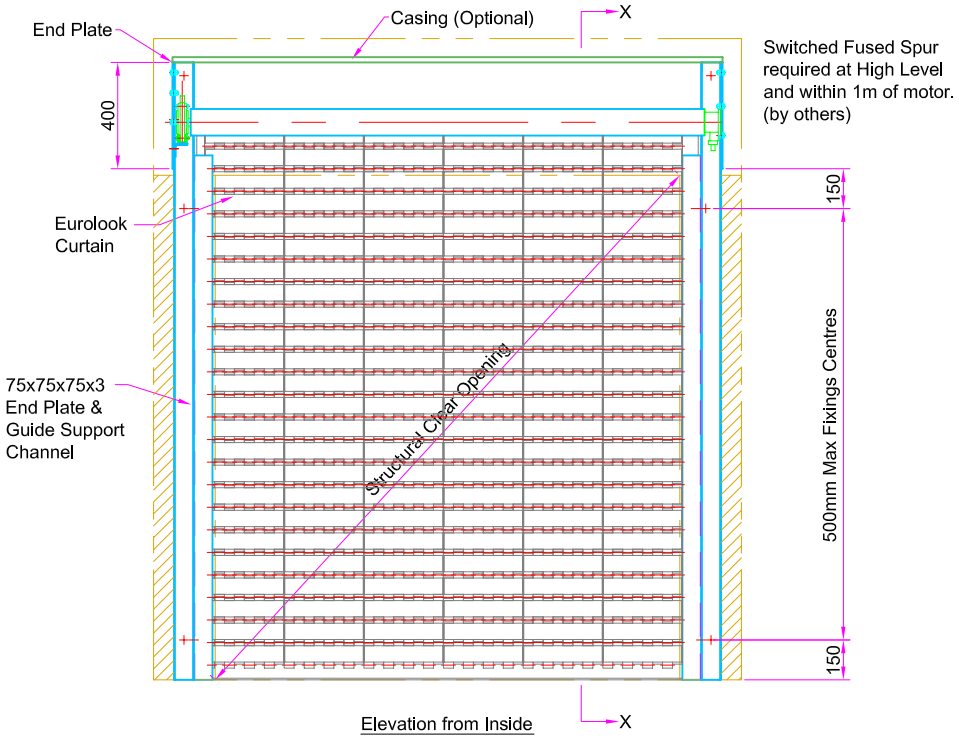

Elevation from Inside

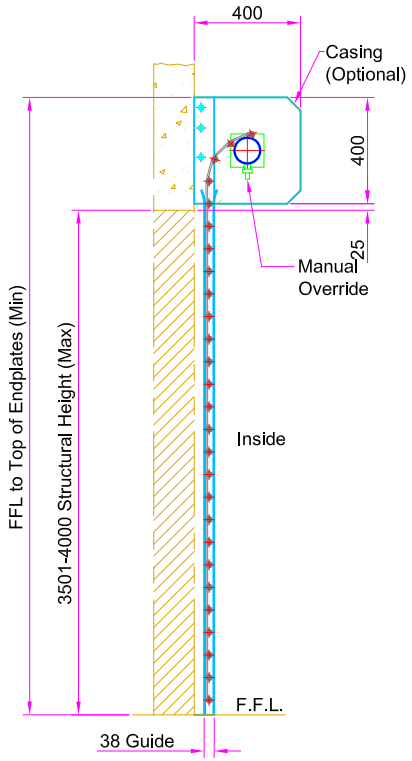

Section on 'X-X'

This drawing is supplied as a General Layout showing relative positions of main components and Guardian Industrial Doors Ltd accepts no responsibility for accuracy until a Site Survey has been undertaken.

If the End Plates and Barrel are within a False Ceiling or Soffit a Full Width Access Panel is required. (by others)

Fixing To:-	
Steel	M8/M10 Set Screws
Brick	M8/M10 Rawlbolts/Sleeve Anchors
Blockwork	M8/M10 Rawlbolts/Sleeve Anchors
Timber	M8/M10 Coach Screws
Concrete	M8/M10 Rawlbolts

The Client is responsible for making sure that the structure is capable of withstanding the weight of the shutter and suitable fixing points are available for the End Plate and Guide support channel.

The chart below shows the weight for a shutter with a maximum structural clear opening of 7000mmW x 4000mm H

	Weights (kg)
Barrel	94
Curtain	168
End Plates	16
Guides	33
Angles/Channels	44
Motor/HCG	20
Safety Brake	10
	385

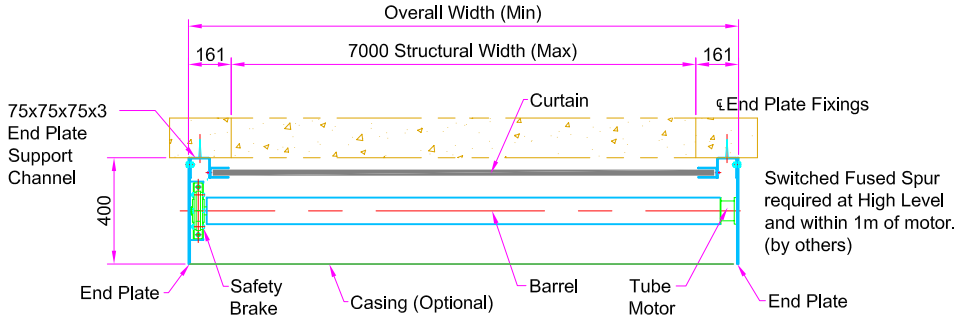

Plan at Barrel Level

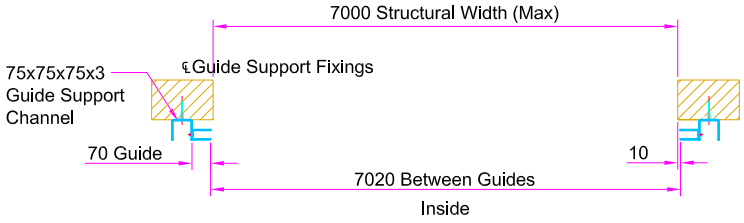

Plan at Guide Level

GUARDIAN
DOOR SOLUTIONS FOR ALL REQUIREMENTS

45 Progress Rd.
Leigh on Sea. SS9 5PR
Tel: +44(0)1702 512424
Fax: +44(0)1702 260117
www.guardiandoors.com

UNLESS OTHERWISE INDICATED ALL DIMENSIONS IN MILLIMETERS AND ALL TOLERANCES ±1.0

DRAWN	CHK'D	APP'D	DATE	SCALE
MB				NTS

TITLE

EUROLOOK TUBE MOTOR FACE FIX.
7000mm W Max x 3501-4000mm H Max.

Drwg No: EUROLOOK TM-5-RH

Guardian maintains a policy of progressive design and we reserve the right to modify specifications without prior notice or alteration to this drawing

ISSUE	DATE	APP'D
1	20/08/08	RE